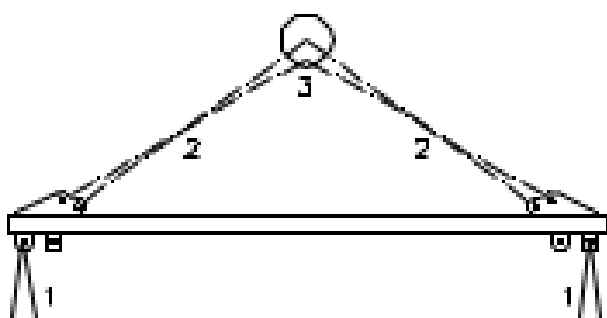


District heating / Handling and set up guide

# Priess Classic Cabins–Shelters

Copyright © 2022 | May




## Lift of technical cabins

Lifting eyes are designed according to the Danish Working Environment Authority's regulation no. 561 of 24. June 1994.

The lifting equipment was tested according to the above-mentioned regulation 4.1.2.3 with a coefficient of 1.5 x SWL.

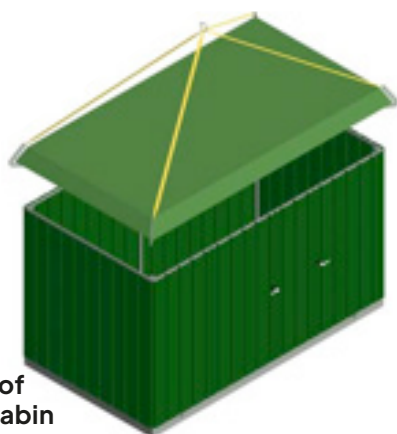
	SWL (kg)	3000		5000	
	Item no.	40001002		40001001	
	Lifting eyes Starcon	09-590180 (1,3T)	4 pcs.	09-590181 (2,5T)	4 pcs.
<b>1</b>	Belts SWL (kg)	2000	4 pcs.	3000	4 pcs.
<b>2</b>	Belts SWL (kg)	3000	2 pcs.	5000	2 pcs.
	Shackles	5/8" MED Ø 19 DORN	4 pcs.	7/8" MED Ø 25 DORN	4 pcs.
<b>3</b>	Ring SWL (KP)	4200		7200	



District heating / Handling and set up guide

# Priess Classic Cabins–Shelters

Copyright © 2022 | May



Lift of roof of technical cabin

## Operation

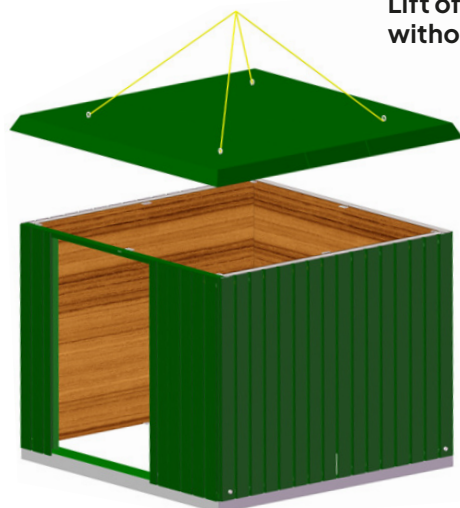
Before use, the operator must ensure that the equipment does not show any signs of defect. If there is any doubt about the applicability of the equipment, this must be clarified with the manufacturer. The hooking and lifting of loads must be done according to the AT instructions 2.3.0.4 (May -97). The four casted lifting eyes are to be connected with the Starcon lifting eyes. See instruction for Starcon lifting eyes. It is not allowed for any person to stand under the load.

## Inspection

At least once every 12 months, the equipment must be subjected to a main inspection and a 10-year inspection must also be carried out to ensure the suitability of the equipment. The Danish Working Environment Authority's regulation no. 1101 of 14 December 1992, § 13 and § 22.

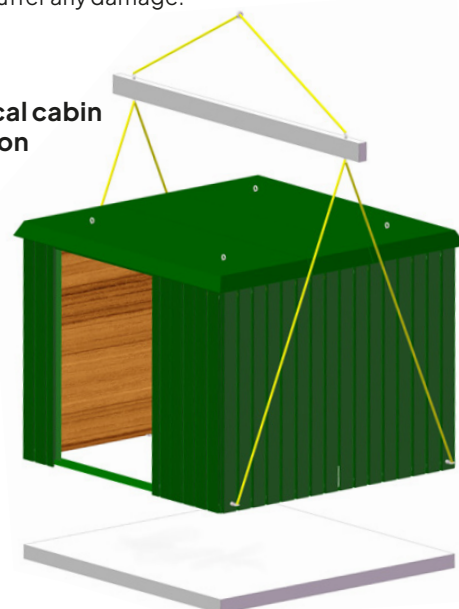
## Storage


After use, the equipment must be hung in a dry location so that the equipment does not suffer any damage.



Lifting the roof

## Lift of the technical cabin without foundation





District heating / Handling and set up guide

# Priess Classic Cabins–Shelters

Copyright © 2022 | May



## Lifting instructions Classic Shelters

Shelters are built on either a concrete foundation or a steel frame, including metric threads for mounting swivel bolts for lifting.

It is recommended to use approved swivel bolts with safety factor 4:1.



In order to be able to keep the straps at a distance from roof rails/ gutters as well as to give the straps a vertical pull, it is recommended to use approved planar slingbars of appropriate sizes. It is important that the bars are "locked" to avoid damages.

Please contact Priess A/S if there are any questions/ uncertainties.