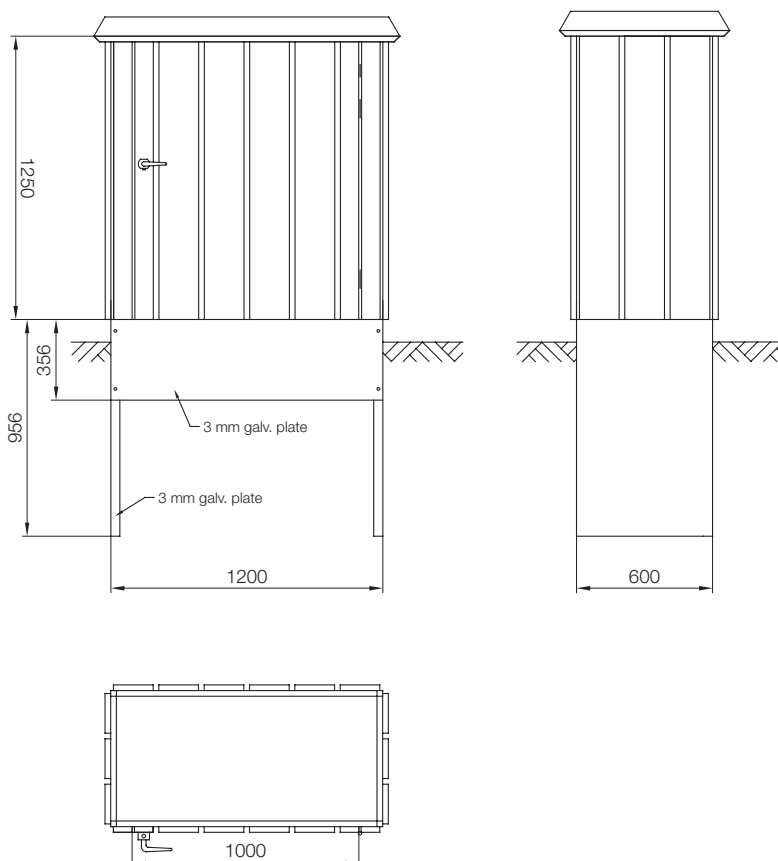




District heating / Component cabinet

# Component cabinet – Type 1200 – Depth 600

Copyright ©2024 | February



### Description

Component cabinets are constructed on a frame of square tubes which are then clad with profiled Aluzinc sheets. The component cabinet is supplied ready to use with a padlock and can be customized according to the client's wishes.

### Materials

Aluzinc sheet, 1,25 mm.  
Foundation: Plate 3 mm.

### Colour

Is supplied painted, using textured URKI-TEXT paint (standard) in the color of your choice from the RAL color chart.

### Standard surface treatment

Frame, foundation and FU protection: Hot dip galvanized zinc as per DS/EN1461.  
Sides and roof: Aluzinc sheets as per DS/EN10364  
Exterior cabinet paint: C4-H as per DS/EN12944.

### Options

Painting of cabinet exterior: C5-H as per DS/EN12944.  
Foundation painted to IM3 as per DS/EN12944.

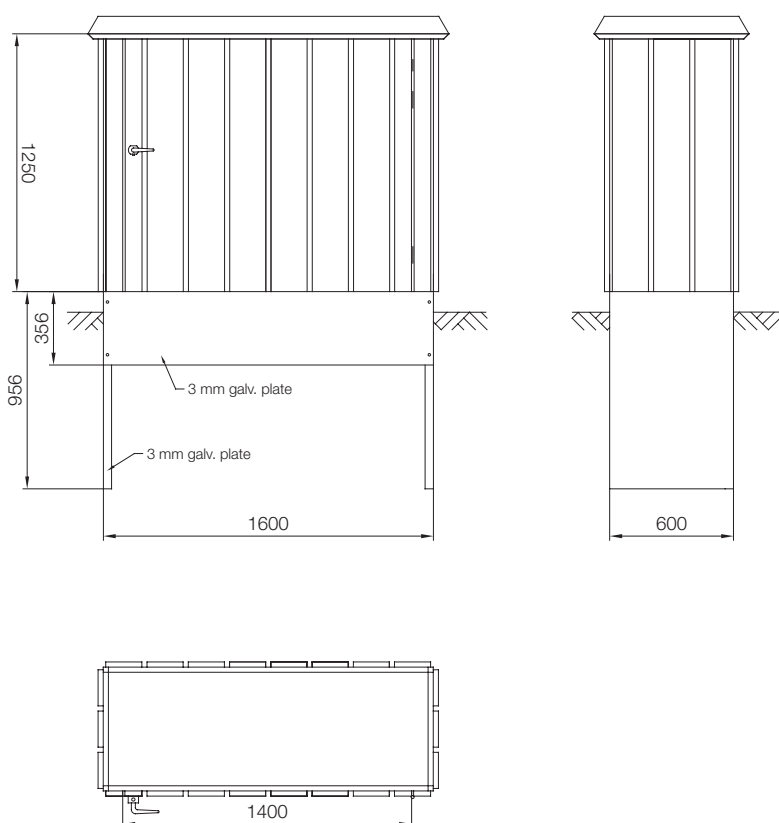
Type	Item no.	Description	Exterior dimensions mm			Interior dimensions mm			Assembly plate mm	
			W	D	H	W	D	H	W	H
1200		<b>Cabinet 1200</b>	1250	650	1400	1150	525	1200	1150	1200
		Foundation	1195	595						
		Door opening	960		1150					



District heating / Component cabinet

# Component cabinet – Type 1600 – Depth 600

Copyright © 2024 | February



## Description

Component cabinets are constructed on a frame of square tubes which are then clad with profiled Aluzinc sheets. The component cabinet is supplied ready to use with a padlock and can be customized according to the client's wishes.

## Materials

Aluzinc sheet, 1,25 mm.  
Foundation: Plate 3 mm.

## Colour

Is supplied painted, using textured URKI-TEXT paint (standard) in the color of your choice from the RAL color chart.

## Standard surface treatment

Frame, foundation and FU protection: Hot dip galvanized zinc as per DS/EN1461.  
Sides and roof: Aluzinc sheets as per DS/EN10364  
Exterior cabinet paint: C4-H as per DS/EN12944.

## Options

Painting of cabinet exterior: C5-H as per DS/EN12944.  
Foundation painted to IM3 as per DS/EN12944.

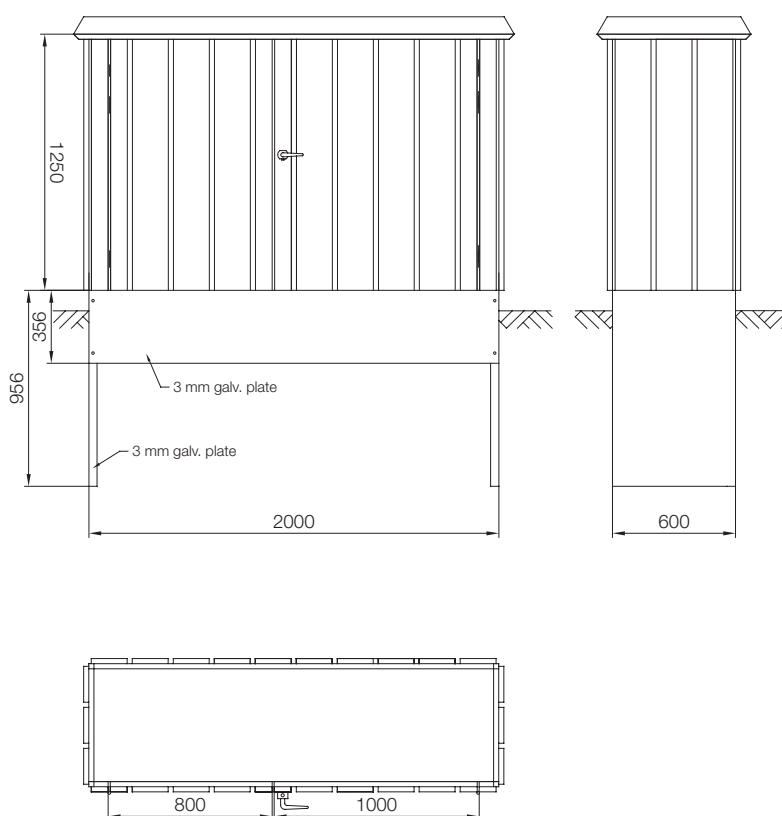
Type	Item no.	Description	Exterior dimensions mm			Interior dimensions mm			Assembly plate mm	
			W	D	H	W	D	H	W	H
1600		<b>Cabinet 1600</b>	1650	650	1400	1550	525	1200	1550	1200
		Foundation	1595	595						
		Door opening	1360		1150					



District heating / Component cabinet

# Component cabinet – Type 2000 – Depth 600

Copyright © 2024 | February



## Description

Component cabinets are constructed on a frame of square tubes which are then clad with profiled Aluzinc sheets. The component cabinet is supplied ready to use with a padlock and can be customized according to the client's wishes.

## Materials

Aluzinc sheet, 1,25 mm.  
Foundation: Plate 3 mm. .

## Colour

Is supplied painted, using textured URKI-TEXT paint (standard) in the color of your choice from the RAL color chart.

## Standard surface treatment

Frame, foundation and FU protection: Hot dip galvanized zinc as per DS/EN1461.  
Sides and roof: Aluzinc sheets as per DS/EN10364  
Exterior cabinet paint: C4-H as per DS/EN12944.

## Options

Painting of cabinet exterior: C5-H as per DS/EN12944.  
Foundation painted to IM3 as per DS/EN12944.

Type	Item no.	Description	Exterior dimensions mm			Interior dimensions mm			Assembly plate mm	
			W	D	H	W	D	H	W	H
2000		<b>Cabinet 2000</b>	2050	650	1400	1950	525	1200	1950	1200
		Foundation	1995	595						
		Door opening	1760		1150					