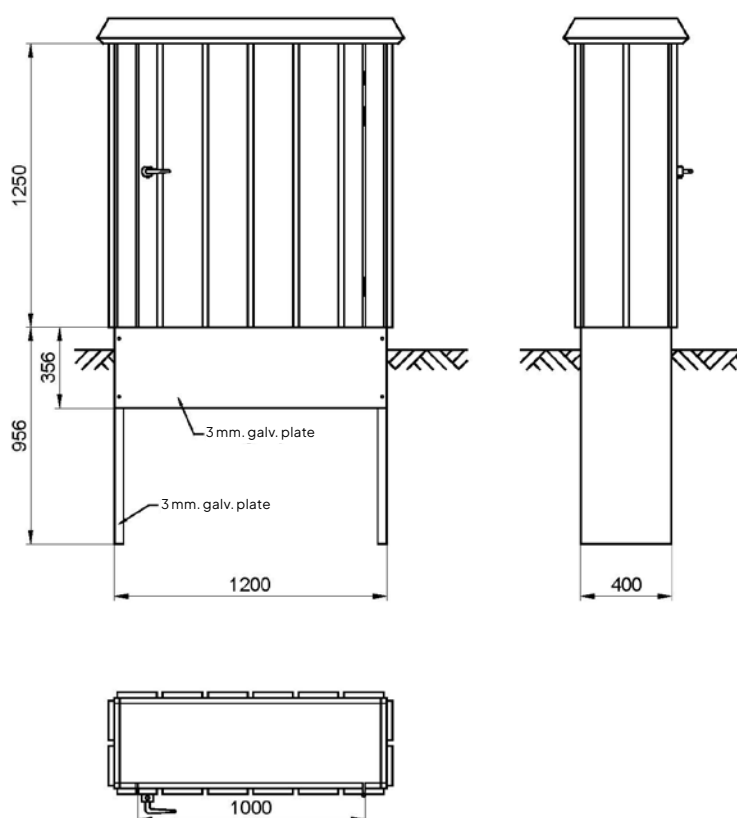




District heating / Component cabinet

# Component cabinet – Type 1200

Copyright © 2022 | May



## Description

Component cabinets are constructed on a frame of square tubes which are then clad with profiled Aluzinc sheets. The component cabinet is supplied ready to use with a padlock and can be customized according to the client's wishes.

## Materials

Aluzinc sheet, 1,25 mm.  
Foundation: Plate 3 mm. .

## Colour

Is supplied painted, using textured URKI-TEXT paint (standard) in the color of your choice from the RAL color chart.

## Standard surface treatment

Frame, foundation and FU protection: Hot dip galvanized zinc as per DS/EN1461.  
Sides and roof: Aluzinc sheets as per DS/EN10364  
Exterior cabinet paint: C4-H as per DS/EN12944.

## Options

Painting of cabinet exterior: C5-H as per DS/EN12944.  
Foundation painted to IM3 as per DS/EN12944.

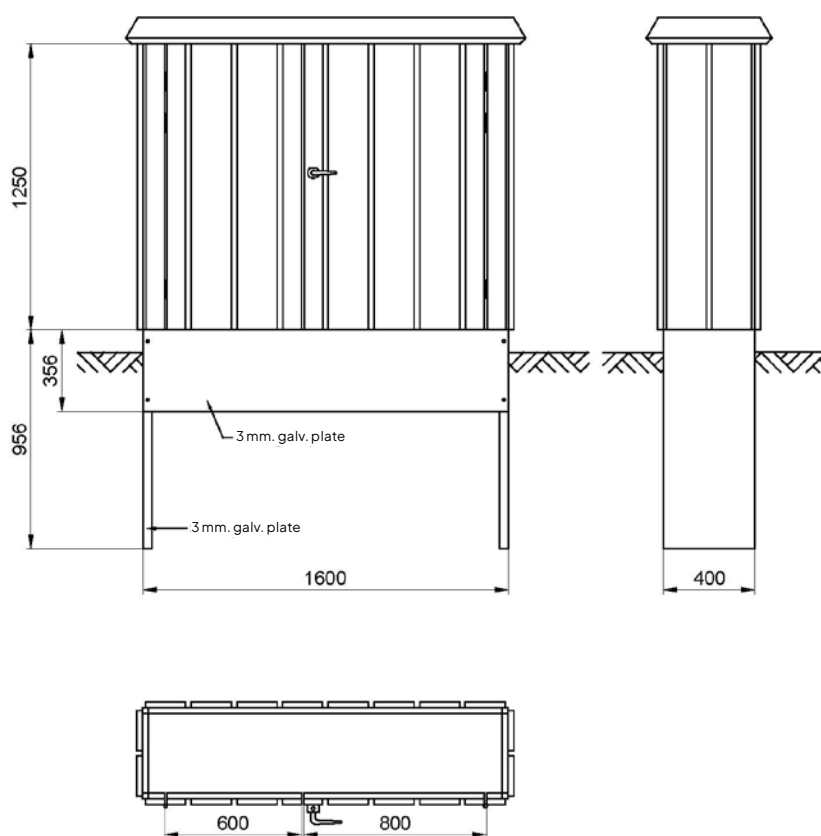
Type	Item no.	Description	Exterior dimensions mm			Interior dimensions mm			Assembly plate mm	
			W	D	H	W	D	H	W	H
1200	6412041200	Cabinet 1200	1250	450	1400	1150	325	1200	1150	1200
	64190412	Foundation	1195	395						
		Door opening	960		1150					



District heating / Component cabinet

# Component cabinet – Type 1600

Copyright © 2022 | May



## Description

Component cabinets are constructed on a frame of square tubes which are then clad with profiled Aluzinc sheets. The component cabinet is supplied ready to use with a padlock and can be customized according to the client's wishes.

## Materials

Aluzinc sheet, 1,25 mm.  
Foundation: Plate 3 mm. .

## Colour

Is supplied painted, using textured URKI-TEXT paint (standard) in the color of your choice from the RAL color chart.

## Standard surface treatment

Frame, foundation and FU protection: Hot dip galvanized zinc as per DS/EN1461.  
Sides and roof: Aluzinc sheets as per DS/EN10364  
Exterior cabinet paint: C4-H as per DS/EN12944.

## Options

Painting of cabinet exterior: C5-H as per DS/EN12944.  
Foundation painted to IM3 as per DS/EN12944.

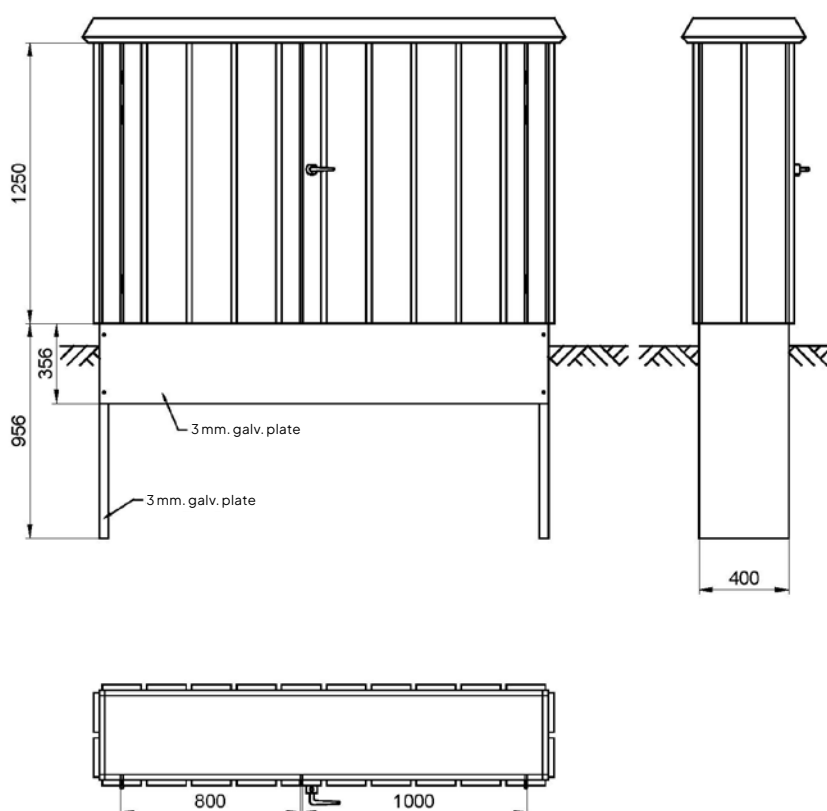
Type	Item no.	Description	Exterior dimensions mm			Interior dimensions mm			Assembly plate mm	
			W	D	H	W	D	H	W	H
1600	6412041600	Cabinet 1600	1650	450	1400	1550	325	1200	1550	1200
	64190416	Foundation	1595	395						
		Door opening	1360		1150					



District heating / Component cabinet

# Component cabinet – Type 2000

Copyright © 2022 | May



## Description

Component cabinets are constructed on a frame of square tubes which are then clad with profiled Aluzinc sheets. The component cabinet is supplied ready to use with a padlock and can be customized according to the client's wishes.

## Materials

Aluzinc sheet, 1,25 mm.  
Foundation: Plate 3 mm. .

## Colour

Is supplied painted, using textured URKI-TEXT paint (standard) in the color of your choice from the RAL color chart.

## Standard surface treatment

Frame, foundation and FU protection: Hot dip galvanized zinc as per DS/EN1461.  
Sides and roof: Aluzinc sheets as per DS/EN10364  
Exterior cabinet paint: C4-H as per DS/EN12944.

## Options

Painting of cabinet exterior: C5-H as per DS/EN12944.  
Foundation painted to IM3 as per DS/EN12944.

Type	Item no.	Description	Exterior dimensions mm			Interior dimensions mm			Assembly plate mm	
			W	D	H	W	D	H	W	H
2000	6412042000	Cabinet 2000	2050	450	1400	1950	325	1200	1950	1200
	64190420	Foundation	1995	395						
		Door opening	1760		1150					